



AR W 4,8xL

ROOFING SCREWS

PRODUCT CHARACTERISTICS

Self-tapping drilling screws, made of hardened carbon steel or stainless steel (bimetallic screws), with hexagon head and with mounted steel or aluminium washer with EPDM attached

HEXAGONAL HEAD SIZE	8 mm
MATERIAL OF SUPPORTING STRUCTURE	wood
DRILLING CAPACITY (DC)	2,0 mm
EFFECTIVE ANCHORAGE DEPTH	> 20 mm
POSSIBILITY OF PAINTING	YES
PAINT COATING THICKNESS	approx. 50 microns
RECOMMENDED SCREWDRIVER SPEED	1800 rev/min (1300 rev/min- SS screws)
RECOMMENDED TIGHTENING TORQUE	3 Nm

SCREW SIZE AND OTHER UTILITY DATA

AVAILABLE SIZES dxL [mm]	MTmax [mm]	MATERIAL	TYPE OF ANTICORROSION COATING	USED WASHERS
4,8x20	2	carbon steel	*CS *CSG *CSE	14ZN, 16ZN, 14AL, 16AL
4,8x28	2			
4,8x35	8			
4,8x50	23			
4,8x60	33			
4,8x70	43			
4,8x80	53			
4,8x100	73	stainless steel (SS) (bimetallic)	-	14AL, 16AL 14SS, 16SS
4,8x20	2			
4,8x35	8			
4,8x60	33			

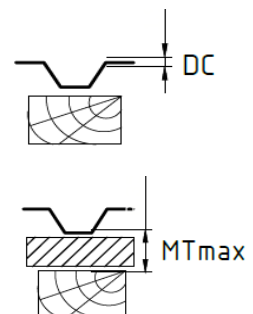
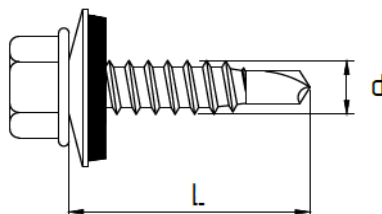
CS - carbon steel coated with zinc coating with a minimum thickness of 12 microns (optionally 24 microns)

CSG - carbon steel coated with zinc coating with a minimum thickness of 5 microns with additional Eco-GrePert ceramic coating **(CORROSION RESISTANCE UP TO C4 CATEGORY)**

CSE - carbon steel with EsC coating **(CORROSION RESISTANCE UP TO C4 CATEGORY)**

ZN - galvanized carbon steel, AL - aluminium, SS -stainless steel

MTmax- maximum thickness of the fixed elements



SELECTED CHARACTERISTIC RESISTANCES PER SHEAR *

a) with 14ZN/AL, 16ZN/AL washer

Characteristic resistance [kN]						
Thickness of the fixed metal sheet [mm]	Thickness of supporting structure [mm]				Wood of the \geq C24 class	
	0,50	0,63	0,75	1,00	20mm	27mm
0,50	1,12	1,12	1,12	1,12	0,75	-
0,63	1,12	1,47	1,47	1,47	0,75	-
0,75	1,12	1,47	1,72	1,72	0,75	-
1,00	1,12	1,47	1,72	1,72	0,75	-

c) SS screws with 14SS/AL, 16SS/AL washer

Characteristic resistance [kN]						
Thickness of the fixed metal sheet [mm]	Thickness of supporting structure [mm]				Wood of the \geq C24 class	
	0,50	0,63	0,75	1,00	20mm	27mm
0,50	1,12	1,12	1,12	1,12	0,75	-
0,63	1,12	1,47	1,47	1,47	0,75	-
0,75	1,12	1,47	1,72	1,72	0,75	-
1,00	1,12	1,47	1,72	1,72	0,75	-

SELECTED CHARACTERISTIC RESISTANCES PER PULL-OUT *

a) with 14ZN/AL, 16ZN/AL washer

Characteristic resistance [kN]						
Thickness of the fixed metal sheet [mm]	Thickness of supporting structure [mm]				Wood of the \geq C24 class	
	0,50	0,63	0,75	1,00	20mm	27mm
0,50	0,55	0,55	0,55	0,55	1,10	1,81
0,63	0,55	0,71	0,71	0,71	1,10	1,81
0,75	0,55	0,71	0,81	0,81	1,10	1,81
1,00	0,55	0,71	0,81	1,56	1,10	1,81

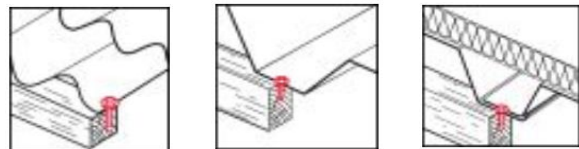
c) SS screws with 14SS/AL, 16SS/AL washer

Characteristic resistance [kN]						
Thickness of the fixed metal sheet [mm]	Thickness of supporting structure [mm]				Wood of the \geq C24 class	
	0,50	0,63	0,75	1,00	20mm	27mm
0,50	0,55	0,55	0,55	0,55	1,50	2,00
0,63	0,55	0,71	0,71	0,71	1,50	2,00
0,75	0,55	0,71	0,81	0,81	1,50	2,00
1,00	0,55	0,71	0,81	1,56	1,50	2,00

** This product data sheet shows only examples of fastenings resistances. Full information about resistances for introduced screws are described in the **ETA-13/0085** technical approval*

PURPOSE AND SCOPE OF USE

Screws for fixing flashings and profiled roofing sheets to wooden structures



This product data sheet is for information purposes only and does not constitute an offer within the meaning of Article 66 of the Civil Code par.1

Info-GLOBAL Sp.j., 63-400 Ostrów Wielkopolski,
67 Długa Street T +48 62 7372760 - F + 48 62 7372761
biuro@info-global.pl – <http://www.info-global.pl>

